

What is ShowingTime Secure Access®?

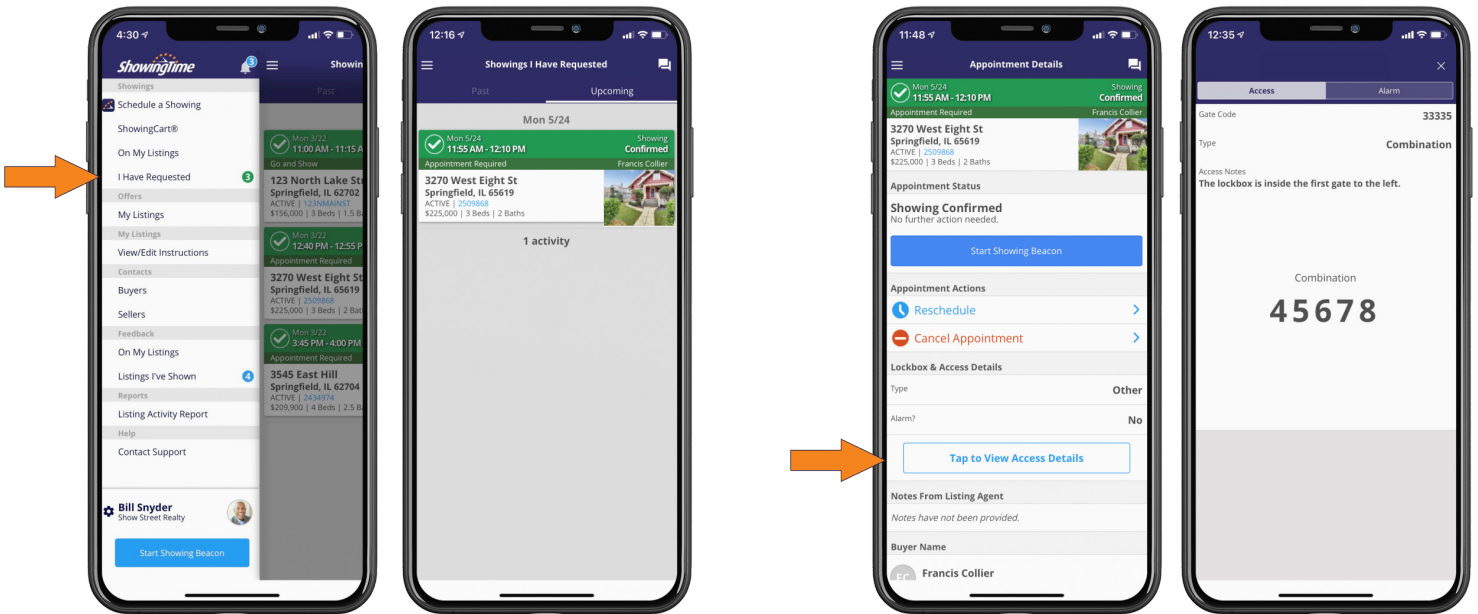
ShowingTime Secure Access® leverages information from confirmed appointments to keep home access secure while also making it quick and simple for buyer's agents to access homes during their confirmed appointment access window.

Combination and Basic Electronic Lockboxes

When the listing you are showing uses Secure Access, access details are hidden until the access window, which is the period of time before and after an appointment set by the listing agent and may be up to 60 minutes before the scheduled appointment time.

Once in the access window time frame, you can see all access details in the ShowingTime mobile app including the lockbox code, alarm details, gate code and any other information needed to access the property.

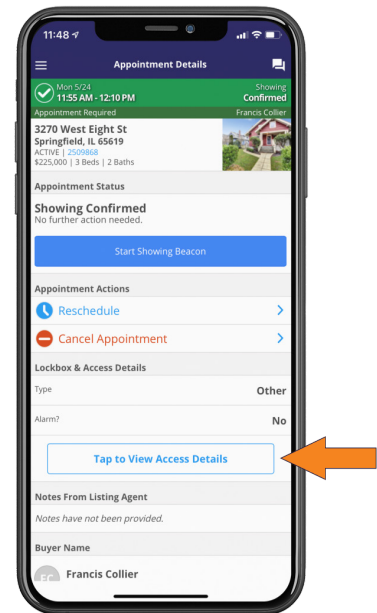
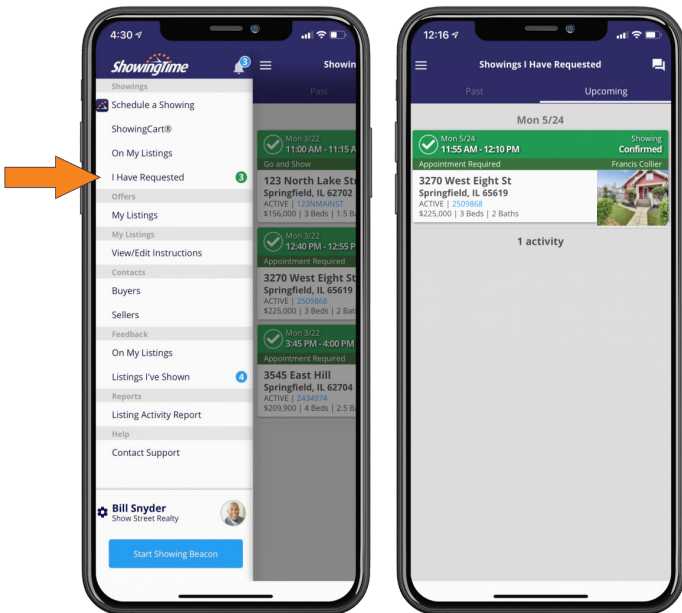
- 1 Open the ShowingTime mobile app during the access window.
- 2 Tap the *Showings I Have Requested* menu and select the appointment.
- 3 Scroll down and select the *Tap to View Access Details* button.



Bluetooth® Enabled Lockboxes: One App, One Tap

When the listing you are showing uses Secure Access with a Bluetooth® enabled lockbox, you can quickly access the property during the confirmed appointment access window with one tap in the ShowingTime mobile app.

- 1 Turn on your smartphone's Bluetooth® feature.
- 2 Open the ShowingTime mobile app.
- 3 Tap the *Showings I Have Requested* menu and select the appointment.
- 4 Scroll down and select the *Tap to View Access Details* button.



- 5 If you are looking at the details within the access window, wake up the lockbox by pushing any button on it and a *Lock Is Ready* button will appear in the app.
- 6 Tap the *Lock Is Ready* button and an *Unlocked* icon will appear. The lockbox is now ready to open.

